

W. ATLANTIC OCEAN DISTRIBUTION

Widespread in warm temperate and tropical waters from Cape Cod to Uruguay, and the Gulf of Mexico and Caribbean. Migratory seasonally and also nocturnally. ^{i, v}

SPECIES CHARACTERISTICS

IDENTIFICATION

- 1 Dorsal ridge present
- 2 Stripes on side of body. Black blotches on juveniles fuse together with time, striped pattern fades in mature adults
- 3 1st dorsal fin origin even with rear bases of pectoral fins
- 4 Spiracle present ^{ii, iii}

MAXIMUM SIZE

Females up to 18 feet (5.5 m) and males up to 12.1 feet (3.7 m) ⁱⁱⁱ


HABITAT

Common in a wide range of marine habitats, observed down to 350 m. Prefers continental turbid waters or otherwise areas with high prey density. ^{i, iii}

FOR MORE INFORMATION



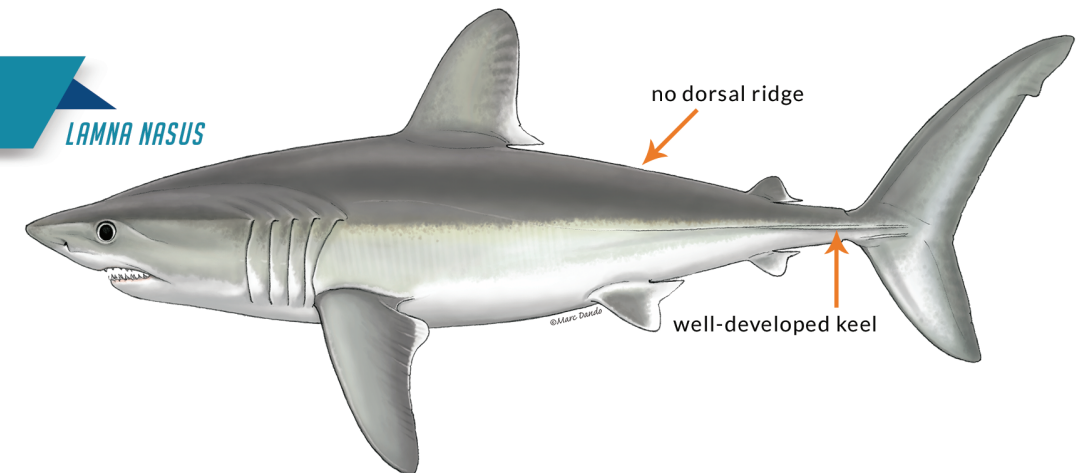
PO Box 1346 | 1375 Greate Rd | Gloucester Point, VA 23062-1346
804.684.7000
www.vims.edu/fisheries/sharks



SIMILAR SPECIES ^{III, IV}


PORBEAGLE

LAMNA NASUS



GREAT WHITE SHARK

CARCHARODON CARCHARIAS



REFERENCES

- i. Simpfendorfer, C. 2009. *Galeocerdo cuvier*. The IUCN Red List of Threatened Species 2009: e.T39378A10220026. <http://dx.doi.org/10.2305/IUCN.UK.2009-2.RLTS.T39378A10220026.en>. Downloaded on 11 July 2017.
- ii. Burgess, G.H. 2017. Field Key to Sharks Encountered in the U.S. Atlantic Bottom Longline Shark Fishery and by Recreational Anglers, Florida Museum-University of Florida. www.floridamuseum.ufl.edu/fish/discover/sharks/id-key-sharks/
- iii. Compagno, L.J.V. 1984. FAO species catalogue. Vol. 4. Sharks of the world. An annotated and illustrated catalogue of shark species known to date. Part 2. Carcharhiniformes. FAO Fish. Synop., (125) Vol. 4, Pt. 2: 251-655.
- iv. Driggers, W. B. III, E. R. Hoffmayer, J. I. Castro, K. S. Davis, M. Clark, and P. Cooper. 2016 National Marine Fisheries Service. <http://www.nmfs.noaa.gov/sfa/hms>
- v. Kaschner, K., K. Kesner-Reyes, C. Garilao, J. Rius-Barile, T. Rees, and R. Froese. 2016 AquaMaps: Predicted range maps for aquatic species. World Wide Web electronic publication, www.aquamaps.org. Version 08/2016.

Illustrations © by Marc Dando